



Central Michigan District Health Department

Promoting Healthy Families, Healthy Communities



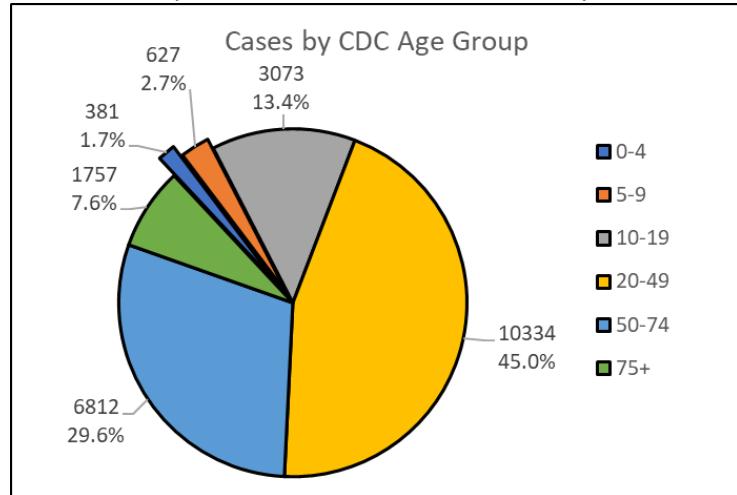
Jennifer Morse, MD, MPH, FAAFP
Medical Director

Steve Hall, RS, MS
Health Officer

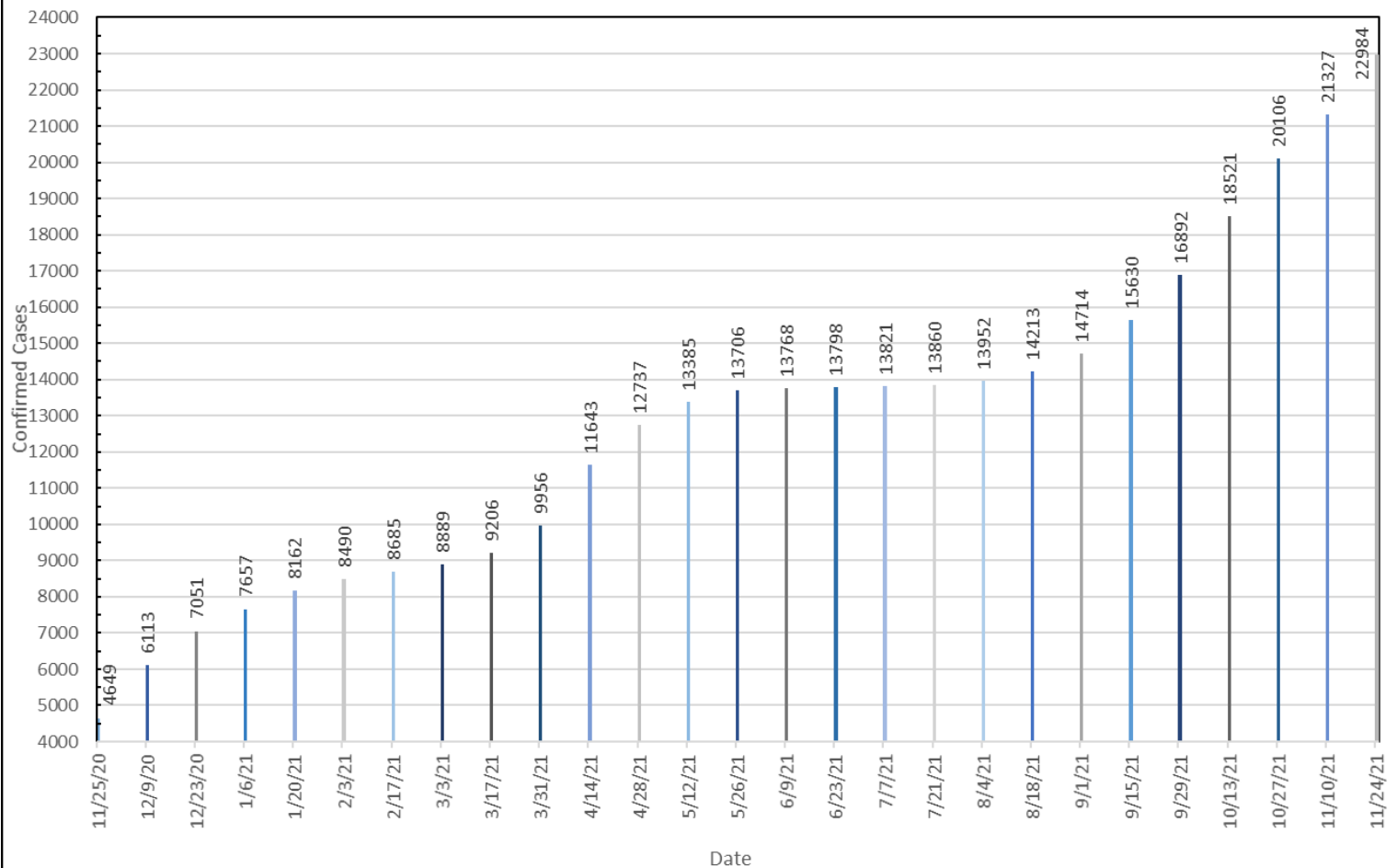
Coronavirus (COVID-19) Data & Statistics

Data is current 11/24/2021. This data will be updated once a week on Wednesdays.

Cases by CDC Age Group		
Age Group	Frequency	Percent
0-4	381	1.7%
5-9	627	2.7%
10-19	3073	13.4%
20-49	10334	45.0%
50-74	6812	29.6%
75+	1757	7.6%
Total	22984	100.0%



CMDHD Cumulative Confirmed COVID-19 Cases (22984)





Central Michigan District Health Department

Promoting Healthy Families, Healthy Communities

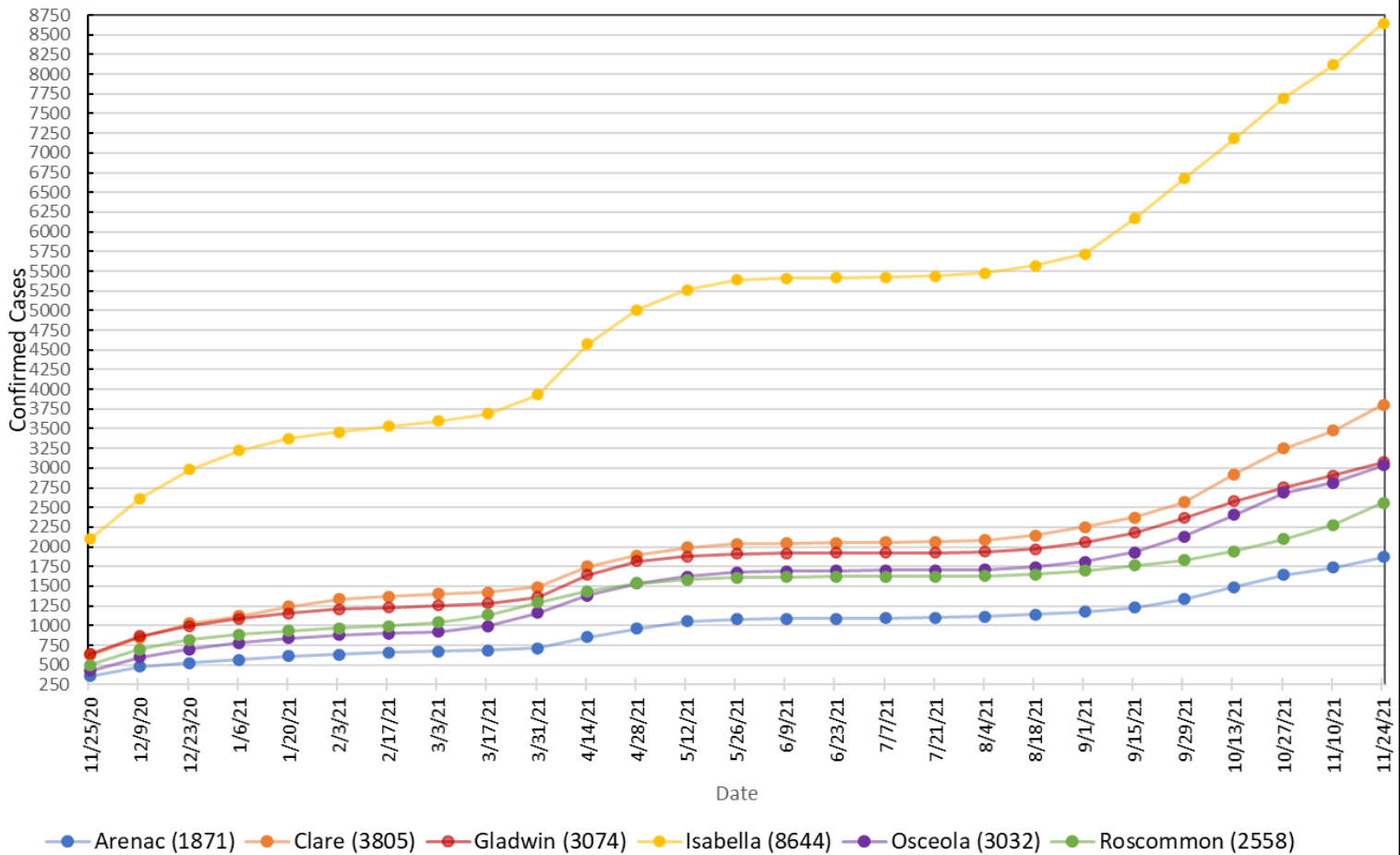


Jennifer Morse, MD, MPH, FAAFP
Medical Director

Steve Hall, RS, MS
Health Officer

CMDHD COVID-19 Confirmed Cases By County

*Data Current as of 11/24/2021



Cases by County		
County	Frequency	Percent
Arenac	1871	8.1%
Clare	3805	16.6%
Gladwin	3074	13.4%
Isabella ^o	8644	37.6%
Osceola	3032	13.2%
Roscommon	2558	11.1%
Total	22984	100.0%

Total Hospitalizations by County	
County	Admitted/Total
Arenac	80
Clare	158
Gladwin	144
Isabella	176
Osceola	111
Roscommon	114
Total	783

^oIsabella's case numbers include cases investigated in Isabella County but have different permanent addresses elsewhere, leading to slightly higher numbers here than from the state.



Central Michigan District Health Department

Promoting Healthy Families, Healthy Communities



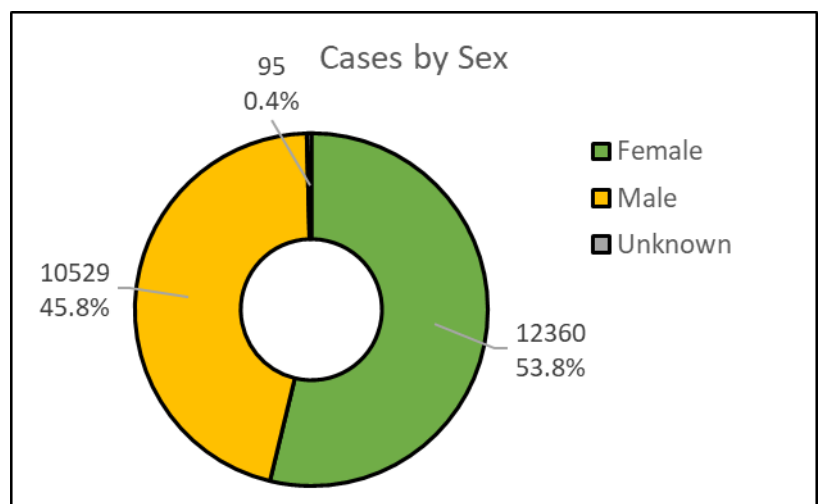
Jennifer Morse, MD, MPH, FAAFP
Medical Director

Steve Hall, RS, MS
Health Officer

Age Group	Frequency	Percent
0-4	6	0.8%
5-9	1	0.1%
10-19	6	0.8%
20-49	97	12.4%
50-74	336	42.9%
75+	337	43.0%
Total	783	100%

Sex	Frequency	Percent
Female	12360	53.8%
Male	10529	45.8%
Unknown	95	0.4%
Total	22984	100.0%

Zip Code	Total Cases
48750	<5
48610	261
48612	1105
48613	8
48616	<5
48617	1161
48618	98
48622	891
48624	1782
48625	1474
48627	22
48628	27
48629	814
48630	14
48632	559
48633	20
48650	55
48651	467
48652	117
48653	770
48656	434
48658	642
48659	371
48677	<5
48703	281
48749	145
Unknown	241



~Only zip codes with 1 or more cases are shown. Zip codes less than 5 cases are noted by "<5" to protect potentially identifiable information. Zip codes can cross county lines and might not match the county case data above.